

Watertown Metro Economic Indicators

Located in the northern part of New York State near the St. Lawrence River, Watertown is one of New York's smallest metropolitan areas, with a population of 117,000. The area has seen little population or employment growth in recent decades. Watertown is home to the Fort Drum military reservation, with significant local economic activity centered around serving the facility. As in many other upstate New York metropolitan areas, the manufacturing sector has shed a substantial number of jobs in recent decades. Growth in the health and education and professional and business-services sectors have helped offset some of these losses.



	WATERTOWN	NORTH COUNTRY*	SYRACUSE*	NEW YORK STATE	USA
Population 2020	117,000	305,000	662,000	20,201,000	331,449,000
Population growth 2020, 10-year change	0.4%	-3.8%	-0.1%	4.2%	7.4%
GDP 2020, billions	\$7	\$14	\$42	\$1,725	\$20,894
Job growth 2021, 5-year change	-6.8%	-4.4%	-5.1%	-4.1%	1.2%
Median household income 2020	\$59,000	\$56,000	\$63,000	\$72,600	\$67,000
Median home price 2020	\$140,000	\$121,000	\$150,000	\$350,000	\$250,000
Population share age 25+ with BA+	23.3%	24.6%	32.2%	39.4%	35.1%

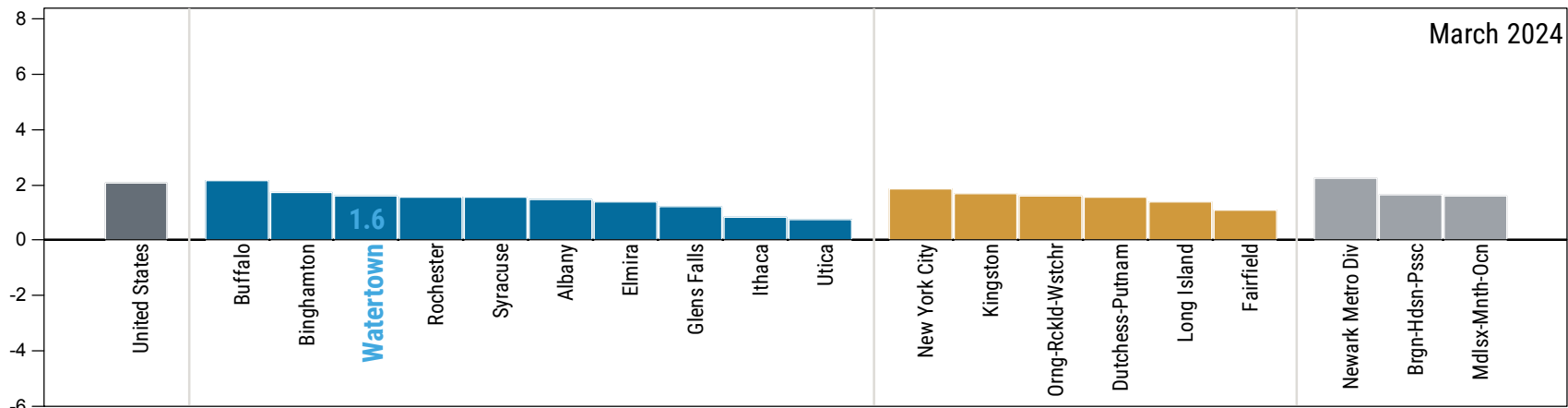
Sources: U.S. Census Bureau; U.S. Bureau of Labor Statistics; U.S. Bureau of Economic Analysis; IPUMS USA-University of Minnesota.
Data retrieved through data.census.gov, Moody's Economy.com, or directly from source.

*Note: These are neighboring areas.

Watertown Metro Economic Indicators

Annual Employment Change by Metro Area

Percent

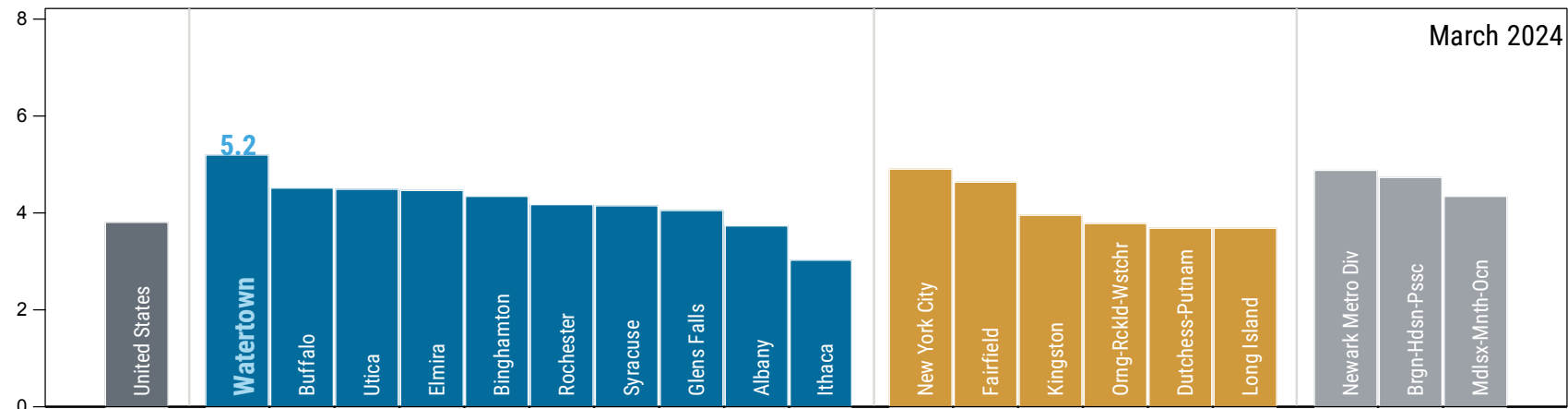


Sources: U.S. Bureau of Labor Statistics; Moody's Economy.com. Note: Data are early benchmarked by New York Fed staff.

Note: Employment change calculated as last 12 months over previous 12 months.

Unemployment Rate by Metro Area

Percent

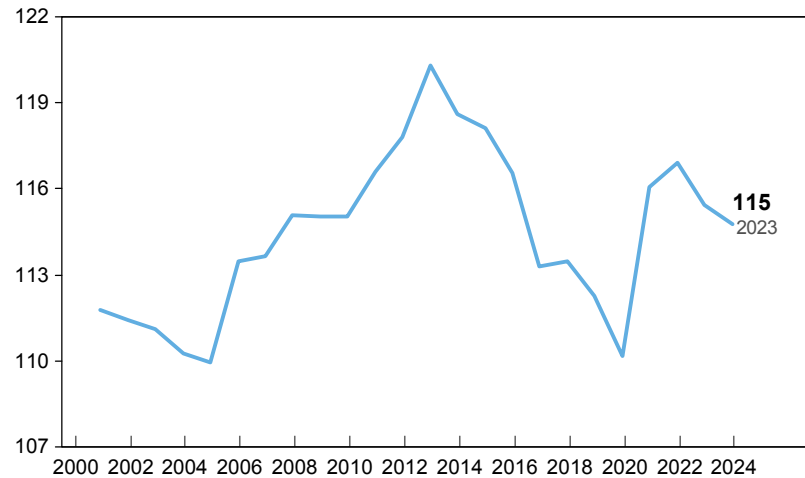


Sources: U.S. Bureau of Labor Statistics; Moody's Economy.com.

Watertown Metro Economic Indicators

Population

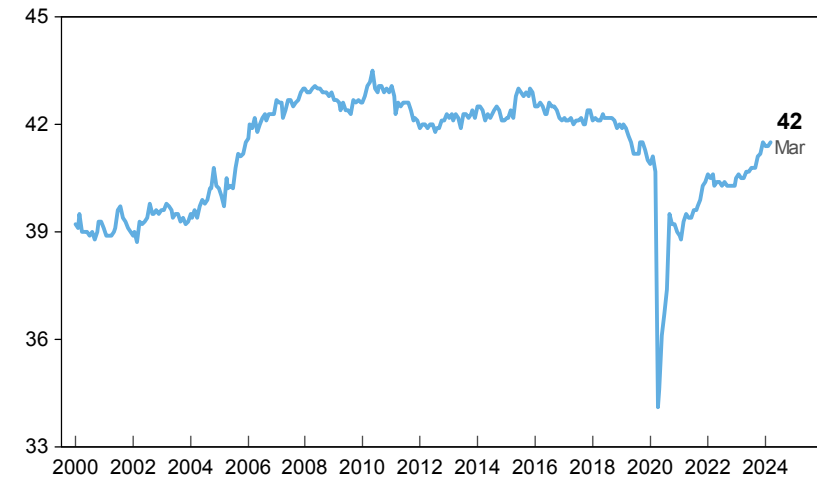
Thousands



Sources: U.S. Census Bureau; Moody's Economy.com.

Employment

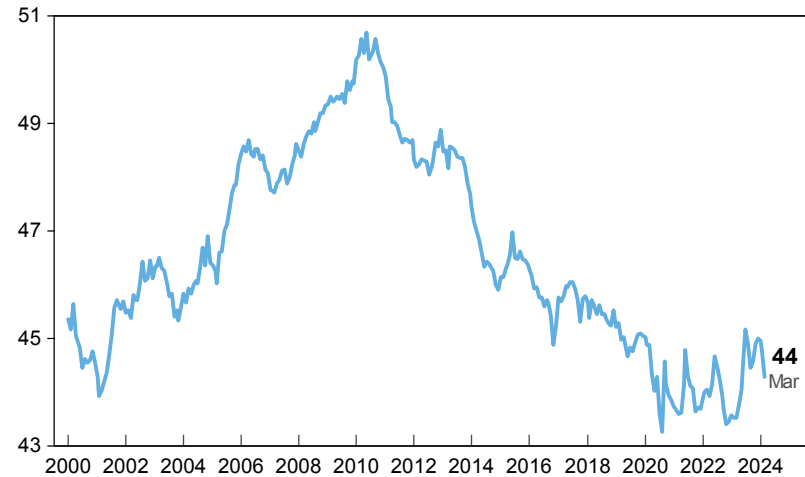
Thousands



Sources: U.S. Bureau of Labor Statistics; Moody's Economy.com; New York Fed calculations.

Labor Force

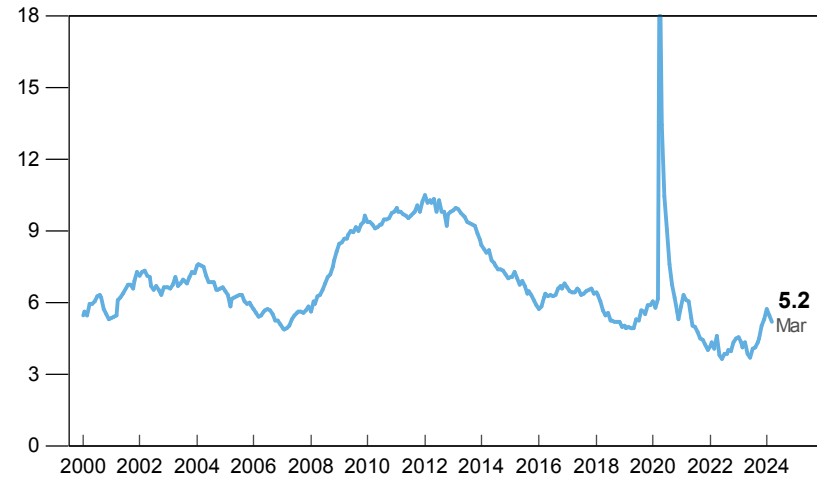
Thousands



Sources: U.S. Bureau of Labor Statistics; Moody's Economy.com.

Unemployment Rate

Percent

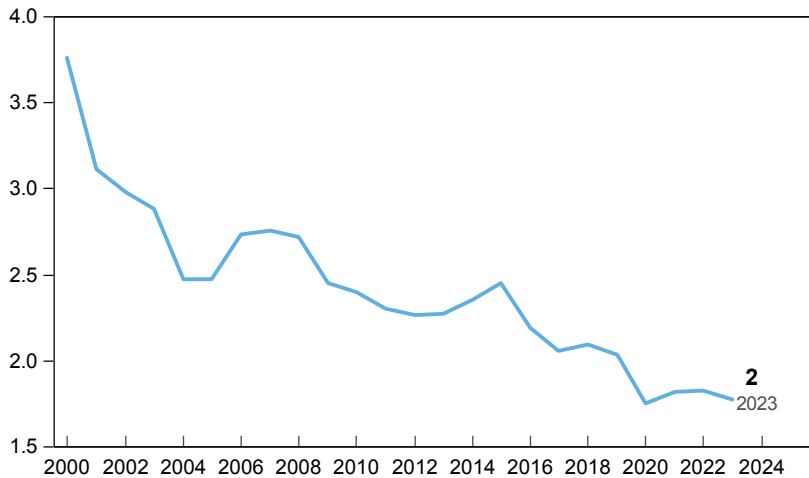


Sources: U.S. Bureau of Labor Statistics; Moody's Economy.com.

Watertown Metro Economic Indicators

Manufacturing Employment

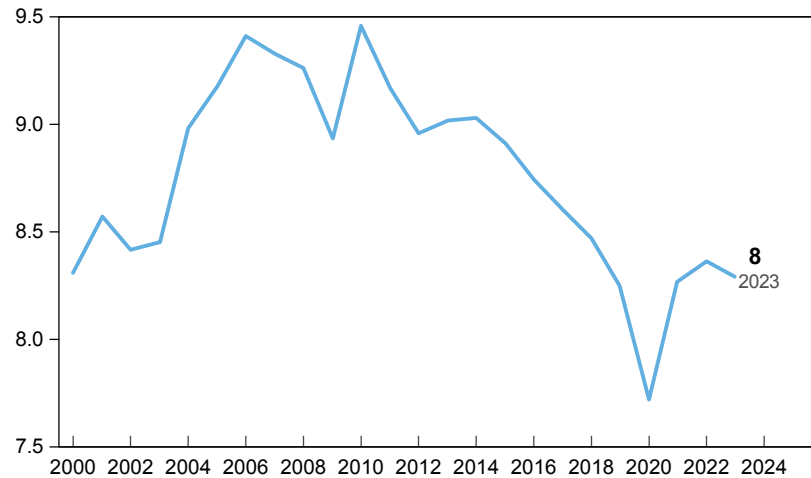
Thousands



Sources: U.S. Bureau of Labor Statistics; Moody's Economy.com.

Trade, Transportation & Utilities Employment

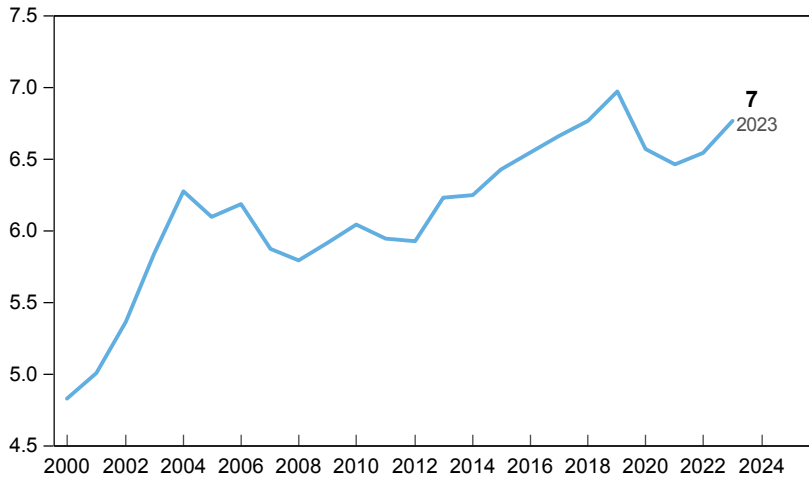
Thousands



Sources: U.S. Bureau of Labor Statistics; Moody's Economy.com.

Education & Health Employment

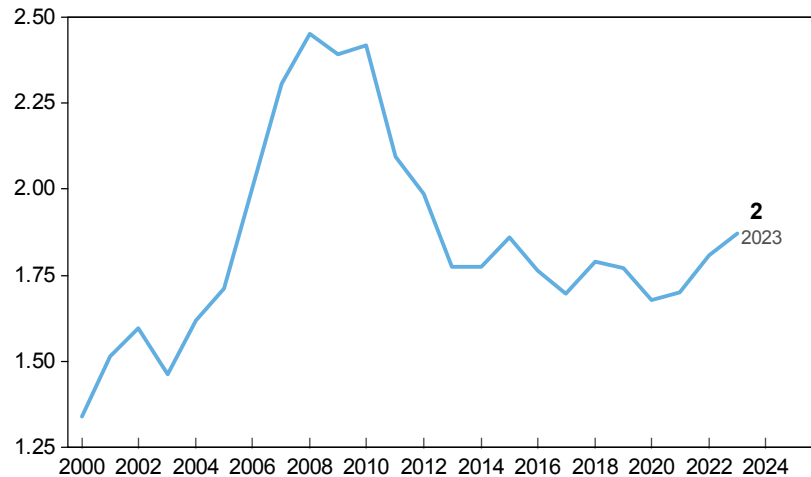
Thousands



Sources: U.S. Bureau of Labor Statistics; Moody's Economy.com.

Construction & Mining Employment

Thousands



Sources: U.S. Bureau of Labor Statistics; Moody's Economy.com.